

Setting up Nexus

What to do when you open Nexus for the first time after cutover if your settings and defaults have disappeared.

Check these things:

Your browser: You should be using Google Chrome version 114 on a PC. A yellow triangle warning next to the Home icon means you're not.

Your assignments: Is everything there that you expect to be there?

Your Cardboard(s): Did it migrate over? Does everything look correct?

Your rundown(s): Did it migrate over? Does everything look correct?

MTE icon: Is the MTE icon in your taskbar? This should have happened automatically. If not ...

1. In the lower-left corner of your PC, search for MTE.
2. Right-click on the MTE icon and select Pin to taskbar.
3. Launch MTE from the taskbar when you want it to be integrated with Nexus.

If you need help:

If it's urgent, call IT at 202-513-2980.

For issues with **profiles** or **permissions**, email opsdeskstaff@npr.org.

If it's a **feature request** or **bug**, submit a ticket.

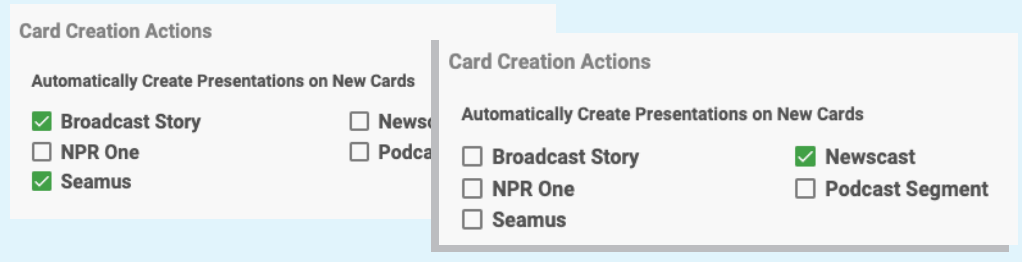
For **non-urgent questions**, use #nexus-support in Slack.

For shows, desks and digital

Take a moment to go to **User Settings** (click your name), scroll to **Card Creation Actions**, and check just the ones you need: **Seamus** and/or **Broadcast Story**.

For Newscast

Take a moment to go to **User Settings** (click your name), scroll to **Newscast Affinity** and toggle it on (to green). Scroll to **Card Creation Actions** and make sure **ONLY Newscast** is checked. Uncheck anything else!



Card Creation Actions

Automatically Create Presentations on New Cards

Broadcast Story Newscast

NPR One Podcast Segment

Seamus

Card Creation Actions

Automatically Create Presentations on New Cards

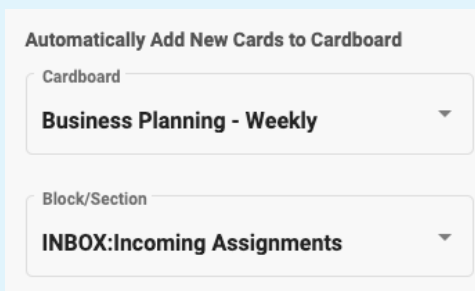
Broadcast Story Newscast

NPR One Podcast Segment

Seamus

Setting a default Cardboard

In **User Settings**, go to **Cards > Automatically Add New Cards to Cardboard** and choose a Cardboard. This will be where your cards are automatically added upon creation. Choose which **Block** and **Section** you want, to determine what column and section they will land in.



Automatically Add New Cards to Cardboard

Cardboard

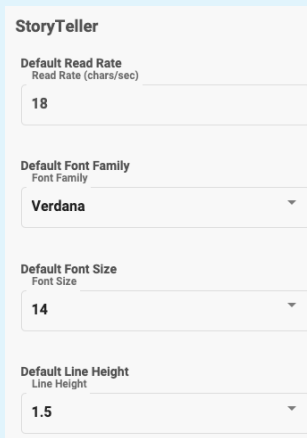
Business Planning - Weekly

Block/Section

INBOX:Incoming Assignments

In most cases, you're looking for something like **INBOX: Incoming Assignments**:

Now go to **Cardboards > Default Cardboard View**. Set View Type — you'll probably want **Block**, the column view. Set some favorites, if you want.



StoryTeller

Default Read Rate
Read Rate (chars/sec)

18

Default Font Family
Font Family

Verdana

Default Font Size
Font Size

14

Default Line Height
Line Height

1.5

Setting StoryTeller defaults

In **User Settings**, go to **Storyteller** and set:

Default Read Rate

Default Font Family

Default Font Size

Default Line Height

These are defaults that will determine how documents you create are formatted.